

200m Butterfly Women's Final

2023 Apollo Projects NZ Age Group Swimming Championships

Points Swimmers Files Scoreboard

Session 2 Wed 05:40 PM	Session 3 Thu 09:10 AM	Session 4 Thu 05:40 PM	Session 5 Fri 09:10 AM	Session 6 Fri 05:40 PM	Session 7 Sat 09:10 AM	Session 8 Sat 05:40 PM	Session 9 Sun 09:10 AM
-----------------------------	-----------------------------	-----------------------------	-----------------------------	-----------------------------	-----------------------------	-----------------------------	-----------------------------

Session 10 Sunday 05:40 PM		
33	05:40 PM	100m Backstroke Men Final
113	05:57 PM	100m Backstroke Men Multi...
34	06:02 PM	100m Backstroke Women F...
114	06:19 PM	100m Backstroke Women F...
35	06:24 PM	200m Butterfly Men Final
36	06:48 PM	200m Butterfly ... LIVE
37	07:37 PM	400m Freestyle Men Final
115	08:11 PM	400m Freestyle Men Multi...
116	08:20 PM	400m Freestyle Women Mul...
38	08:29 PM	50m Breaststroke Men Final
39	08:43 PM	50m Breaststroke Women F...
40	08:58 PM	1500m Freestyle Women Fi...
1000	09:19 PM	4x50m Freestyle Champion ...

35 **200m Butterfly Men Final** Unofficial

☰ Qualified 🏆 Summary

1 **Final 13 years** Official

heat Started at: 06:27 PM

Lane	Competitor	Age	Club	RT	FINA	Rank	Result
3	Ari Narayan	13	Hamil...	+0.77		3	2:29.91 Entry: 2:33.54 (- 3.63)
		50m:	33.40	100m:	1:11.53 (38.13)	150m:	1:50.36 (38.83)
		200m:	2:29.91 (39.55)				
4	Andrew Feng	13	North...	+0.66		1	2:21.23 Entry: 2:22.62 (- 1.39)
		50m:	31.27	100m:	1:06.94 (35.67)	150m:	1:43.73 (36.79)
		200m:	2:21.23 (37.50)				
5	Declan Broad...	13	Pirate...	+0.77		2	2:28.36 Entry: 2:30.30 (- 1.94)
		50m:	31.22	100m:	1:07.90 (36.68)	150m:	1:46.59 (38.69)
		200m:	2:28.36 (41.77)				
6	Sheldon Hogan	13	Mt Ma...	+0.53		4	2:44.01 Entry: 2:45.53 (- 1.52)
		50m:	33.96	100m:	1:15.76 (41.80)	150m:	1:59.15 (43.39)
		200m:	2:44.01 (44.86)				

2 **Final 14 years** Official

heat Started at: 06:32 PM

Lane	Competitor	Age	Club	RT	FINA	Rank	Result
0	Alex Copocean	14	St Pau...	+0.73			DSQ
1	Jayden Dicki...	14	Nga T...	+0.71		5	2:26.75 Entry: 2:29.15 (- 2.40)
		50m:	31.95	100m:	1:09.25 (37.30)	150m:	1:47.76 (38.51)
		200m:	2:26.75 (38.99)				
2	Pieter Van Bil...	14	Jasi S...	+0.77		4	2:25.51 Entry: 2:28.06 (- 2.55)
		50m:	31.28	100m:	1:07.86 (36.58)	150m:	1:46.18 (38.32)
		200m:	2:25.51 (39.33)				
3	Neo Salomon...	14	Kiwi ...	+0.72		2	2:18.58 Entry: 2:23.38 (- 4.80)
		50m:	29.70	100m:	1:05.03 (35.33)	150m:	1:41.00 (35.97)
		200m:	2:18.58 (37.58)				
4	Orlando Hardie	14	Hamil...	+0.73		1	2:15.51 Entry: 2:17.24 (- 1.73)
		50m:	29.12	100m:	1:03.17 (34.05)	150m:	1:38.77 (35.60)
		200m:	2:15.51 (36.74)				
5	Kayne Howat	14	Swim...	+0.63		3	2:22.59 Entry: 2:23.24 (- 0.65)
		50m:	31.44	100m:	1:08.26 (36.82)	150m:	1:44.54 (36.28)
		200m:	2:22.59 (38.05)				
6	Lockie Oliver	14	Greym...	+0.72		7	2:29.39 Entry: 2:26.84 (+ 2.55)
		50m:	31.27	100m:	1:08.64 (37.37)	150m:	1:47.94 (39.30)
		200m:	2:29.39 (41.45)				
7	Bradley Searle	14	United...	+0.49		6	2:28.04 Entry: 2:28.87 (- 0.83)
		50m:	30.65	100m:	1:07.39 (36.74)		

	150m: 1:46.63 (39.24)	200m: 2:28.04 (41.41)					
8	John Park	14	St Pau... +0.63	8	2:31.53	Entry: 2:29.59 (+ 1.94)	
	50m: 30.13	100m: 1:06.92 (36.79)					
	150m: 1:46.83 (39.91)	200m: 2:31.53 (44.70)					
9	Te Hiringatah...	14	Pukek... +0.69	9	2:32.19	Entry: 2:31.81 (+ 0.38)	
	50m: 29.69	100m: 1:04.46 (34.77)					
	150m: 1:45.81 (41.35)	200m: 2:32.19 (46.38)					


















3	Final 15 years							Official
heat	Started at: 06:36 PM							
Lane	Competitor	Age	Club	RT	FINA	Rank	Result	
0	Liam Jury	15	Evoluti... +0.82	6	2:22.31	Entry: 2:29.14 (- 6.83)		
	50m: 30.80	100m: 1:07.01 (36.21)						
	150m: 1:44.59 (37.58)	200m: 2:22.31 (37.72)						
1	Flynn Grace	15	Selwy... +0.65	8	2:24.71	Entry: 2:27.19 (- 2.48)		
	50m: 30.95	100m: 1:08.19 (37.24)						
	150m: 1:45.55 (37.36)	200m: 2:24.71 (39.16)						
2	Hamish Inwo...	15	Jasi S... +0.71	5	2:20.73	Entry: 2:23.40 (- 2.67)		
	50m: 29.75	100m: 1:05.88 (36.13)						
	150m: 1:42.91 (37.03)	200m: 2:20.73 (37.82)						
3	Jackson Close	15	North... +0.68	3	2:14.62	Entry: 2:17.78 (- 3.16)		
	50m: 30.23	100m: 1:04.51 (34.28)						
	150m: 1:39.39 (34.88)	200m: 2:14.62 (35.23)						
4	Daniel Kregting	15	Roskill... +0.69	1	2:09.04	Entry: 2:11.15 (- 2.11)		
	50m: 28.68	100m: 1:01.61 (32.93)						
	150m: 1:35.22 (33.61)	200m: 2:09.04 (33.82)						
5	Eric Yuan	15	Poriru... +0.64	4	2:14.90	Entry: 2:15.63 (- 0.73)		
	50m: 29.62	100m: 1:04.37 (34.75)						
	150m: 1:39.51 (35.14)	200m: 2:14.90 (35.39)						
6	Mason Wang	15	United... +0.63	2	2:13.67	Entry: 2:19.82 (- 6.15)		
	50m: 28.17	100m: 1:02.04 (33.87)						
	150m: 1:36.94 (34.90)	200m: 2:13.67 (36.73)						
7	Joel Wilson	15	Hokon... +0.59	7	2:23.86	Entry: 2:23.91 (- 0.05)		
	50m: 30.96	100m: 1:07.48 (36.52)						
	150m: 1:45.03 (37.55)	200m: 2:23.86 (38.83)						
8	Tom Kenny	15	TBSS ... +0.65	9	2:27.80	Entry: 2:28.24 (- 0.44)		
	50m: 31.35	100m: 1:09.21 (37.86)						
	150m: 1:48.05 (38.84)	200m: 2:27.80 (39.75)						
9	Nathan Webb...	15	Tawa ... +0.73	10	2:28.00	Entry: 2:34.24 (- 6.24)		
	50m: 31.23	100m: 1:09.22 (37.99)						
	150m: 1:47.99 (38.77)	200m: 2:28.00 (40.01)						

4	Final 16 years							Official
heat	Started at: 06:40 PM							
Lane	Competitor	Age	Club	RT	FINA	Rank	Result	
2	Luke Gibson	16	United... +0.70	2	2:11.37	Entry: 2:20.76 (- 9.39)		
	50m: 28.95	100m: 1:02.00 (33.05)						
	150m: 1:35.93 (33.93)	200m: 2:11.37 (35.44)						
3	Alex Willis	16	Ice Br... +0.65	4	2:14.32	Entry: 2:18.41 (- 4.09)		
	50m: 28.53	100m: 1:02.21 (33.68)						
	150m: 1:37.87 (35.66)	200m: 2:14.32 (36.45)						
4	David Zhu	16	Poriru... +0.66	1	2:08.70	Entry: 2:11.87 (- 3.17)		
	50m: 27.12	100m: 59.04 (31.92)						
	150m: 1:32.72 (33.68)	200m: 2:08.70 (35.98)						
5	Kinnon Broek...	16	Hamil... +0.70	3	2:13.96	Entry: 2:16.96 (- 3.00)		
	50m: 28.91	100m: 1:02.50 (33.59)						
	150m: 1:37.76 (35.26)	200m: 2:13.96 (36.20)						
6	Jack Love	16	Blenh... +0.76	5	2:17.37	Entry: 2:20.16 (- 2.79)		
	50m: 29.67	100m: 1:04.78 (35.11)						
	150m: 1:41.30 (36.52)	200m: 2:17.37 (36.07)						
7	Braith Swanb...	16	Mt Ma... +0.64	6	2:23.01	Entry: 2:22.40 (+ 0.61)		
	50m: 29.87	100m: 1:05.76 (35.89)						
	150m: 1:43.58 (37.82)	200m: 2:23.01 (39.43)						

5 **Final 17-18 years**

Official

heat Started at: 06:44 PM

Lane	Competitor	Age	Club	RT	FINA	Rank	Result
0	 Hugo Wrathall	18	 Jasi S...	+0.66		5	2:14.78 Entry: 2:21.63 (- 6.85)
	50m: 27.62 150m: 1:35.78 (35.12)		100m: 1:00.66 (33.04) 200m: 2:14.78 (39.00)				
1	 Michael Lans...	18	 Kiwi ...	+0.69		10	2:18.99 Entry: 2:19.32 (- 0.33)
	50m: 29.07 150m: 1:39.40 (36.27)		100m: 1:03.13 (34.06) 200m: 2:18.99 (39.59)				
2	 Jacob Lewis	17	Liz va...	+0.77		8	2:17.72 Entry: 2:18.66 (- 0.94)
	50m: 29.27 150m: 1:40.12 (36.76)		100m: 1:03.36 (34.09) 200m: 2:17.72 (37.60)				
3	 Joel Verran	17	 Tasm...	+0.75		4	2:13.52 Entry: 2:15.30 (- 1.78)
	50m: 28.96 150m: 1:38.68 (35.61)		100m: 1:03.07 (34.11) 200m: 2:13.52 (34.84)				
4	 Hugo Batchel...	18	United...	+0.69		1	2:05.24 Entry: 2:08.82 (- 3.58)
	50m: 27.38 150m: 1:30.99 (32.49)		100m: 58.50 (31.12) 200m: 2:05.24 (34.25)				
5	 Alex Dunkley	18	Roskill...	+0.70		2	2:08.04 Entry: 2:10.23 (- 2.19)
	50m: 28.24 150m: 1:34.11 (33.10)		100m: 1:01.01 (32.77) 200m: 2:08.04 (33.93)				
6	 Daniel Gilbert	18	 Neptu...	+0.61		3	2:12.81 Entry: 2:16.03 (- 3.22)
	50m: 28.16 150m: 1:36.27 (34.87)		100m: 1:01.40 (33.24) 200m: 2:12.81 (36.54)				
7	 Sam Kenny	17	 Coast...	+0.68		6	2:17.06 Entry: 2:18.95 (- 1.89)
	50m: 29.00 150m: 1:40.45 (36.42)		100m: 1:04.03 (35.03) 200m: 2:17.06 (36.61)				
8	 Jordan Astley	17	 Aqua...	+0.76		7	2:17.26 Entry: 2:20.55 (- 3.29)
	50m: 29.62 150m: 1:40.88 (36.33)		100m: 1:04.55 (34.93) 200m: 2:17.26 (36.38)				
9	 Ivan Lu	17	 North...	+0.69		9	2:18.59 Entry: 2:23.73 (- 5.14)
	50m: 28.82 150m: 1:38.77 (36.14)		100m: 1:02.63 (33.81) 200m: 2:18.59 (39.82)				